

eFlorist by teleflora. RELEASE NOTES
Ver. 26.1

Release Notes



Information in this document is subject to change without notice. Companies, names and data used in examples herein are fictitious unless otherwise noted. While reasonable efforts have been taken in the preparation of this document to ensure its accuracy, Teleflora assumes no liability resulting from any errors or omissions, or from the use of the information obtained herein. No part of this document may be reproduced or transmitted in any form or by any means, electronic or mechanical, for any purpose, without the express written permission of Teleflora, LLC.

©2026 Teleflora, LLC. All rights reserved.

Teleflora, Dove Network, DovePlus and eFlorist Program are trademarks of Teleflora, LLC. Microsoft and Windows are registered trademarks of Microsoft Corporation. All other trademarks and service marks are the property of their respective owners.

teleflora®



| | |
|--|----------|
| ENHANCEMENTS | 1 |
| Employee Permissions - Employee Verification | 1 |
| Delivery Manager | 2 |
| OTHER Changes | 3 |





ENHANCEMENTS

Employee Permissions - Employee Verification

Employee permissions now include an optional **Order Entry Security** setting. When enabled, this setting requires employees to verify their accounts using employee account credentials when entering order, payment, credit or debit transactions.

To enable Order Entry Security:

- 1) Open the **More** menu located at the top of the eFlorist Point of Sale dashboard.
- 2) Select **Employee Permissions** from the **Settings** category.
- 3) Click the **Order Entry Security** toggle to **ON** to enable.

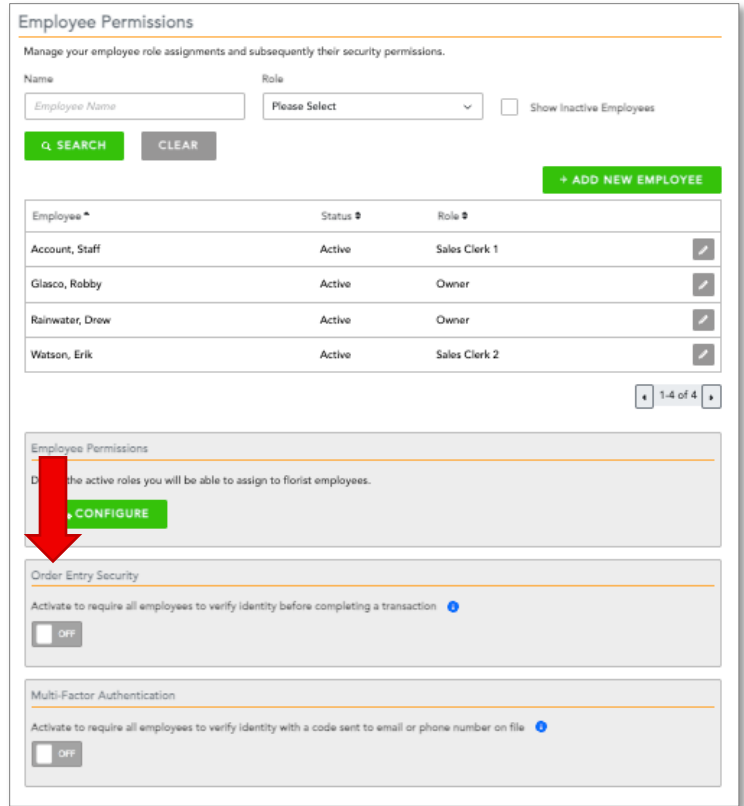


Figure 1: Employee Permissions

When completing transactions, users are prompted to select an employee and provide their password before proceeding.

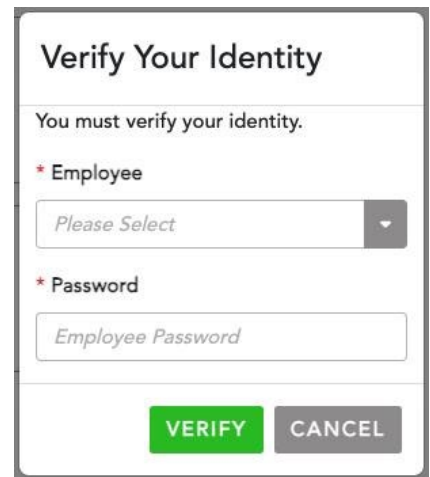


Figure 2: Employee Verification Prompt



Delivery Manager

Delivery Manager's displayed map can now be manually resized, providing more accessibility when viewing trip routes.

Simply place your cursor over the bottom-right corner of the map, then click and drag vertically to resize the map.

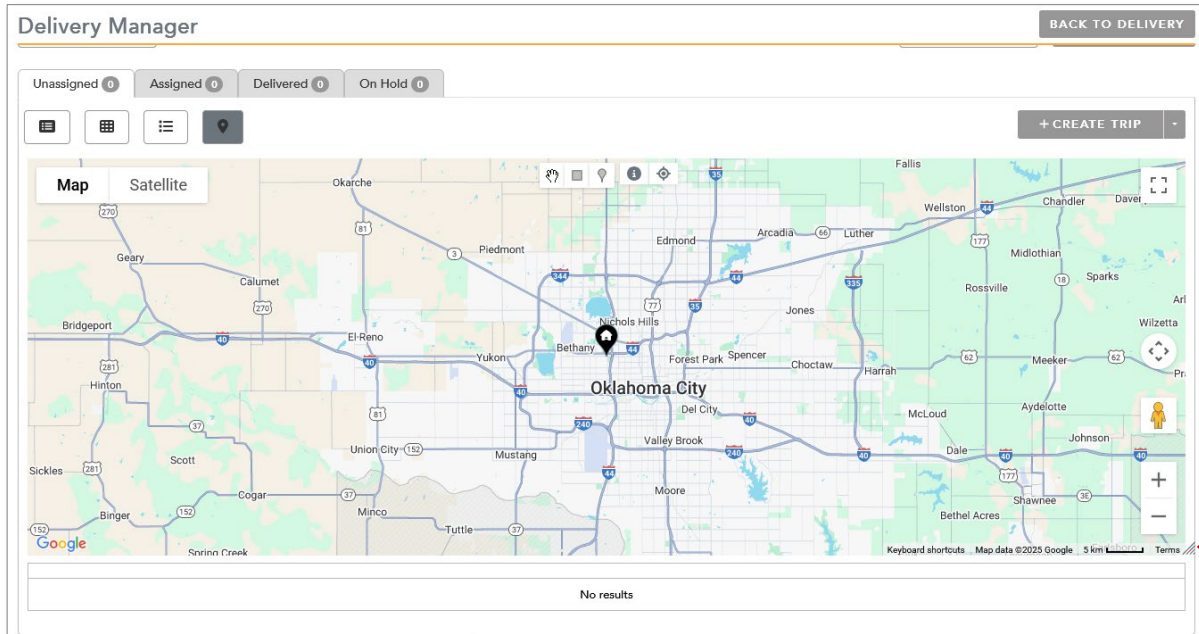


Figure 3: Delivery Manager Map

OTHER CHANGES

- ❖ **Selection results now filter using partially entered text when keying names into employee selection fields.**